

BOYSEN®



The No. 1 PAINT

DECORe™
PERLESCENTE™
Metallic Finish



For technical reasons connected with color reproduction and paint manufacturing, the colors shown may not match the exact paint color.



BOYSEN®

DECORe™ PERLESCENTE™

A decorative, environment-friendly paint finish that uses natural oxides to create interiors with hints of gold and silver gleaming through its strong or subtle colors. Its technologically advanced formulation blends resins in a water-based solution and provides metallic accents to give your home a beautiful atmosphere of exclusivity and prestige. Using simple techniques, one can easily replicate the stunning effects in any living space.

It is ideal for interior concrete, wood, and drywall surfaces. Avoid using product on high friction areas such as fixtures and furniture.

PERLESCENTE COLORED UNDERCOAT

B-4805 Series

B-48056 Arezzo Undercoat (Yellow)

B-48055 Pisa Undercoat (Green)

B-48054 Lucca Undercoat (Blue)

B-48059 Livorno Undercoat (Gray)

B-48058 Siena Undercoat (Orange)

B-48057 Grosseto Undercoat (Red)

PERLESCENTE BASE

B-4861 Perlescente Arezzo (Yellow)

B-4858 Perlescente Pisa (Green)

B-4840 Perlescente Lucca (Blue)

B-4876 Perlescente Siena (Orange)

B-4870 Perlescente Grosseto (Red)

B-4830 Perlescente Livorno (Gray)

PERLA DI LUCE*

B-4806 Perla Di Luce Gold

B-4803 Perla Di Luce Emerald

B-4804 Perla Di Luce Sapphire

B-4808 Perla Di Luce Garnet

B-4807 Perla Di Luce Ruby




*These are pearlescent pigments that give luster to the resulting finish. Each Perlescente Base will have a corresponding pigment, the colors of which are based on shades of precious stones and minerals.


For technical reasons connected with color reproduction and paint manufacturing, the colors shown may not match the exact paint color.

PAINTING SCHEDULE

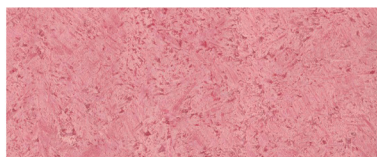
Always make sure that the substrate is properly prepared prior to any painting activity. Prime concrete surface to be painted with BOYSEN Permacoat Flat B-701 or BOYSEN EcoPrimer B-105. To obtain a perfect finish, it is necessary to apply BOYSEN DECORe Perlescente over its matching Undercoat. For example, if you choose the Pisa (green) color, the DECORe Perlescente B-4858 Pisa Base must be applied on its B-48055 Pisa Undercoat. If you choose Lucca (blue), DECORe Perlescente B-4840 Lucca Base is applied after the B-48054 Lucca Undercoat.




B-4861 PERLESCENTE AREZZO BASE
with **B-4806** PERLA DI LUCE GOLD



B-4876 PERLESCENTE SIENA BASE
with **B-4808** PERLA DI LUCE GARNET




B-4870 PERLESCENTE GROSSETO BASE
with **B-4807** PERLA DI LUCE RUBY



B-4858 PERLESCENTE PISA BASE
with **B-4803** PERLA DI LUCE EMERALD



B-4830 PERLESCENTE LIVORNO BASE
with **B-4808** PERLA DI LUCE GARNET



B-4840 PERLESCENTE LUCCA BASE
with **B-4804** PERLA DI LUCE SAPPHIRE

*For technical reasons connected to color reproduction, digital matching, and printing accuracy, the colors in the roomsets may not match the actual swatches.

STEP 1

DECORe PERLESCENTE UNDERCOAT

Select the desired color of DECORe Perlescente from the color card. Apply 1-2 coats of matching DECORe Undercoat using brush, roller, or airless spray.

STEP 2

SHADES OF DECORe PERLESCENTE BASE

How to obtain the right shade: For best results, mix about 200 grams of matching Perla Di Luce toner into the DECORe Perlescente Base. Gradually add the powder in the base while mixing. This is to ensure that the powder is fully wet. Afterwards, use a power mixer to ensure full luster of metallic powder.

STEP 3

HOW TO APPLY THE DECORe PERLESCENTE

Apply the mixture over the DECORe Undercoat using cross-hatch strokes. Blend in with the provided BOYSEN DECORe Brush. After 5-10 minutes, smooth over the surface using the BOYSEN DECORe Scraper.

Striking Elegance

For technical reasons connected with color reproduction and paint manufacturing, the colors shown may not match the exact paint color.

TECHNICAL DATA

	UNDERCOAT B-4805	TOPCOAT
FINISH	Flat	Decorative Metallic Finish
TOUCH DRY	30 mins	2 hours
PRACTICAL COVERAGE	25 to 30 sqm per 4-Liters	25 to 30 sqm per 4-Liters
TINTING	Not Applicable	Use up to 200 grams of pearlescent pigment for every 2.5 Liter of base
CLEAN-UP SOLVENT	Water	Water
PACKAGING	4-Liters	2.5 Liter base 200 grams Perla Di Luce
APPLICATION	By DECORe brush and scraper	By DECORe brush and scraper

BOYSEN®



The No. 1 PAINT

PACIFIC PAINT (BOYSEN) PHILIPPINES, INC.

292 D. Tuazon Street, 1115 Quezon City, Philippines

Hotline: 8364-9999

Tel. Nos. 8364-3505 to 09; 8365-0561 to 64

Fax Nos. 8367-8881; 8361-7164

inquiry@boysen.com.ph

www.boysen.com.ph

THE
COLOR
LIBRARY

SP 241-242 2nd Level, IKEA Retail Integration
South Parking Building, SM Mall of Asia, Pasay City 1300



Boysen Paints Philippines



@BoysenPaints



BoysenPaintsPhil



Blog: myboysen.com



studioboysen.com



Boysen App

BOYSEN®, BOYSEN® Eagle Symbol, DECORe™, and Perlescente^l are all registered trademarks of Pacific Paint (BOYSEN) Philippines, Inc.

For technical reasons connected with color reproduction and paint manufacturing, the colors shown may not match the exact paint color.